

# MC 270-S68 avec résistances intégrées

## High Security Magnetic Contact for Floor Mounting, with built-in resistors



### Product :






Montage	Montage en surface
Circuit du contact	Normalement fermé (NF)
Certifications	EN 50131-2-6 Grade 3, Class IIIA, VdS G 116031 Class C, SBSC 9-205, Class 3/4, F&P, NBÜ CZ Typ 3, NBÜ SK Typ 3, INCERT B-582-1003
Cote commutateur	48 VDC / 500 mA / 10 VA
Installation sur bois	Uniquement avec accessoires
Distance de fermeture (bois) mm	36
Distance de sabotage (bois) mm	20
Distance de fermeture en mm (acier)	30
Distance de sabotage en mm (acier)	17
Autoprotection	Oui
Connexion	Câble (connection de cable perpendiculaire)
Matériau du coffret	Aluminium
Température de fonctionnement	-40°C - +70°C
Indice de protection	IP 67
Dimensions du commutateur (L x l x h) mm	104 x 40 x 15
Dimensions de l'aimant (L x l x h) mm	74 x 30 x 30
Grade	3








### Product description:

The MC 270-S68 set is intended for exposed environments where a more durable high security contact is needed, such as garage doors, industrial gates of folding or overhead type, etc. The set consists of MC 270-C contact with NC contact function installed in MC 200-6 Al housing and an extra strong magnet in MC 200-8 Al housing, which allows for a wide opening gap. The part to be installed to the floor can bear the weight of a vehicle. MC 270-S68 set contains a 1 m long stainless steel Flexi-tube protection (MC T4). Contact and magnet are paired. To ensure proper functionality, do not replace the contact or magnet alone. With appropriate accessories, the contact can even be installed in steel doors, safety valves, garage doors, etc. The contact part is sealed with special epoxy, making it water resistant.



**Related products and accessories**

	<p><b>MC 200-S3</b></p> <p>Plastic Housing for MC 240, 246 and 247</p>
	<p><b>MC 200-S11</b></p> <p>Plastic Flange for MC 240, 246, 247, 250, 255, 270, 272, 275</p>
	<p><b>MC 200-S12</b></p> <p>Plastic Flange with Strong Magnet for MC 240, 246, 247, 255</p>
	<p><b>MC 200-S21</b></p> <p>Plastic Snap-in Flange for MC 240, 246, 247, 250, 255, 270, 272, 275</p>
	<p><b>MC 200-S22</b></p> <p>Snap-in Flange with Strong Magnet for MC 240, 246, 247, 255</p>

**Related products and accessories**

	<p><b>MC 200-S31</b></p> <p>Plastic Snap-in Flange for MC 240, 246, 247, 250, 255, 270, 272, 275</p>
	<p><b>MC 200-S32</b></p> <p>Snap-in Flange with Strong Magnet for MC 240, 246, 247, 255</p>
	<p><b>MC 200-4</b></p> <p>Aluminium Housing for MC 240, 246 and 247</p>
	<p><b>MC 200-5</b></p> <p>Aluminium Part with Extra Strong Magnet for MC 240, 246 and 247</p>
	<p><b>MC 200-6</b></p> <p>Aluminium Housing for Floor Installation for MC 240, 246 and 247</p>

**Related products and accessories**

	<p><b>MC 200-7</b></p> <p>Aluminium Housing for MC 240, 246 and 247</p>
	<p><b>MC 200-8</b></p> <p>Aluminium Part with Extra Strong Magnet for MC 240, 246 and 247</p>