

JB 370

DISCONTINUED - Replaced by JB 370-2

Junction Box for GD 370 and GD 470 Glass Break Detectors

Product :

| | |
|---------------------------|-----------------|
| Cote commutateur | 48 VDC / 100 mA |
| Autoprotection | Oui |
| Matériau du coffret | ABS Plastic |
| Couleur | Blanc |
| Dimensions (L x l x h) mm | 91 x 31 x 23 |








Product description:

JB 370 is a junction box which simplifies the installation of the GD 370 glass break detector. The junction box connects GD 370 with IU 370 and/or multiple JB 370. JB 370 is equipped with a built-in resistor for termination of glass break (optional with jumper). It also has tamper protection.

When installing multiple GD 370 in an alarm system JB 370 is used as junction box at each window.

Related products and accessories

| | |
|--|---|
|  A white, circular glass break detector with a cable attached. The top surface is smooth, and the bottom has a small hole. The side of the detector is labeled with 'GD 370', '5230 4713', '5230 5011', and the Alarmtech logo. | <p>GD 370</p> <p>DISCONTINUED - Replaced by GD 470</p> <p>Glass Break Detector for Laminated Glass, Glued</p> |
|  A white, rectangular interface unit with a lid. The lid is open, revealing a green printed circuit board (PCB) with several electronic components, including resistors and integrated circuits. The PCB is populated with purple and red components. | <p>IU 370</p> <p>Interface unit for GD 330/ GD 370/ GD 470</p> |
|  A white, rectangular junction box with a lid. The lid is open, showing a green PCB with several electronic components, including resistors and integrated circuits. The PCB is populated with purple and red components. | <p>JB 370-2</p> <p>Junction Box for GD 370 and GD 470 Glass Break Detectors</p> |
|  A white, rectangular junction box with a lid. The lid is open, showing a green PCB with several electronic components, including resistors and integrated circuits. The PCB is populated with purple and red components. | <p>JB 370-5</p> <p>Junction Box for GD 370 Glass Break Detector</p> |
|  A white, circular glass break detector with a cable attached. The top surface is smooth, and the bottom has a small hole. The side of the detector is labeled with 'GD 470', '5230 4713', '5230 5011', and the Alarmtech logo. | <p>GD 470</p> <p>Glass Break Detector for Laminated Glass, Glued, Relay output</p> |