

4101.31

ALARM BOX 10 PAIRS

Technical data

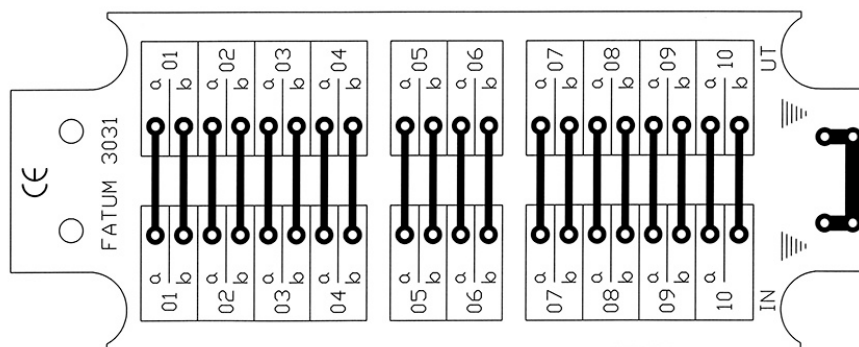
Dimensions (L x W x H) mm	134 x 72 x 50
Cable dimension - LSA slots (mm)	Ø 0,4 - 0,7
Cable dimension - screw terminals	0,14 - 1 mm ²
Input max. load	60 V / 2 A
Anti-tamper protection	No

**Complete junction box for installation of alarm and access systems.**

The terminal block has 10 parallel connected terminals, as well as 4 separate connections, of which 2 connections are intended for anti-tamper switch connection and 2 for cable shield.

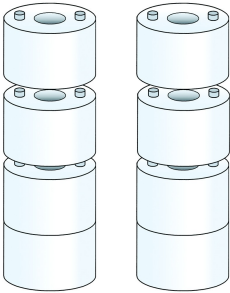
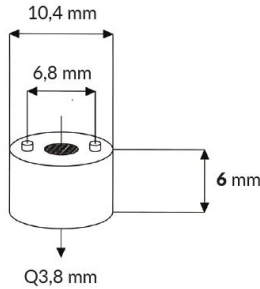
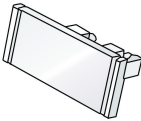
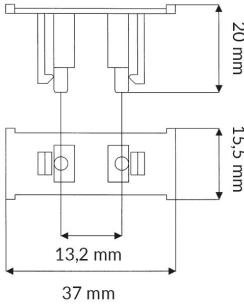

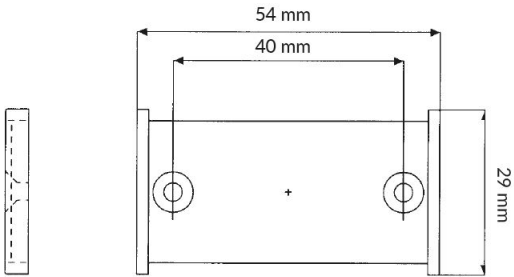
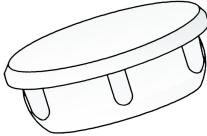


Label terminal on the board included. The box is flame-retardant according to UL 94 V-0.

Available in different options, slot (LSA) or screw connection with lift function.


**ORDERING INFORMATION**

Model	Description
4101.3101	Alarm box, 10 pairs; LSA / LSA
4101.3102	Alarm box, 10 pairs; LSA / Screw
4101.3103	Alarm box, 10 pairs; Screw / Screw

Related products and accessories

	<p>2581.06</p> <p>STACKABLE WALL SPACERS FOR EASY WIRING IN BOX</p>	
	<p>3131.01</p> <p>LABEL TERMINAL FOR EASY LABELING OF MODULE BLOCKS</p>	
	<p>3132.01</p> <p>WALL LABEL FOR EASY LABELING</p>	
	<p>0905.18</p> <p>COVER PLUG TO COVER THE BOX SIDE HOLES</p>	
	<p>0501.01</p> <p>LSA TOOL FOR KRONE LSA PLUS CONTACTS</p>	

Related products and accessories

	<p>1901.12</p> <p>SPARE SPRINGS TO FATUM-SERIES</p>
---	--